



# Share What You Learn. Show What You Create. Earn Up To \$60.


You are already ahead of most people.

Not because you're an expert. Not because you have a big audience.  
Simply because you've started and most people haven't



 You are inside the ClickTech world, where people are learning how to use AI properly and creating real outputs with AI tools. And right now, that matters.

 Because everywhere you look, people are talking about AI. They are asking which tools to use. They are wondering how to create content faster.

 But most people are still stuck at the same point. They know AI is powerful. They know they should probably be using it. They just do not know where to start.

That is where you come in. The ClickTech Share And Earn Programme gives you a simple way to introduce people to ClickTech HUB and Omni AI, while getting rewarded when they join through your personal link.

You can share what you are learning inside ClickTech HUB. You can show what you are creating with Omni AI. Or you can do both.



CLICKTECH HUB

Earn **\$30**

for every valid new ClickTech HUB customer.

Up to \$30 per referral



OMNI AI

Earn **\$60**

for every valid new Omni AI customer.

Up to \$60 per referral



## Important reassurance

- ✓ This is not about becoming a professional marketer.
- ✓ This is not about building a complicated funnel.
- ✓ This is not about pretending to be an AI expert.



Share what you learn.  
Show what you create.  
Help someone else get started.  
Earn when they join.

 Join The Share And Earn Programme

Create your Share And Earn account  
using the signup link or QR code.

 <https://clicktech.everflowclient.io/affiliate/signup>



SCAN TO JOIN

# Why This Is A Bigger Opportunity Than It Looks

Most people are not looking for another complicated tool.

They want a simple way to move forward. They want to understand AI, use it properly, create better content, save time, and feel like they are not falling behind.

The problem is that AI feels overwhelming. Too many tools, too many prompts, too many opinions. So many people do nothing.



ClickTech HUB gives people **the path**



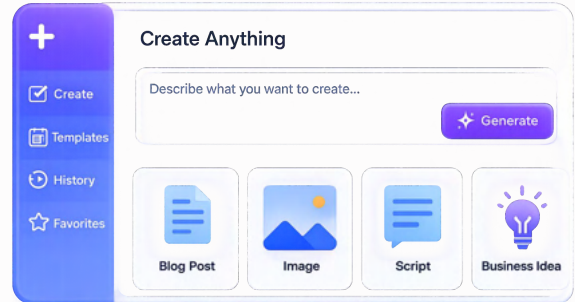
ClickTech HUB gives people a structured path to learn AI – training, challenges and courses, without the guesswork.

### What you can share:

- ✓ Your progress
- ✓ Your certificate
- ✓ A lesson you found useful
- ✓ Why a guided path helped you



Omni AI gives people **the output**



Omni AI helps create outputs faster, from content and images to scripts and ideas. That gives you simple visuals to share.

### What you can share:

- ✓ What you made
- ✓ A before and after
- ✓ A prompt and the result
- ✓ A quick script, image or content idea



### Important reassurance

ClickTech HUB helps people learn what to do. Omni AI helps people create the thing. That is why this is easier to share than a normal referral programme.

You're not selling. You're sharing what you've learned and made. That's why people click.

That feels more natural. That feels more useful. And it gives people a reason to click.



# Share Both Together



The strongest angle is often to show both products working together.

ClickTech HUB is where people learn. Omni AI is where people create. Together, they give people a simple AI journey.



## Learn

in ClickTech HUB

Training, challenges, courses and guidance to build skills.



## Create

with Omni AI

AI tools to create content, images, videos, scripts and more.



## Share

and earn

Share what you learn and create to help others and earn.



## The simple bridge

I learned how to do this in ClickTech HUB. Then I created this with Omni AI. That gives your audience a clear story.



## Example combined post

I learned this inside ClickTech HUB, then created it using OmniAI in minutes. If you want to the the same, here's my link:[Your Link]



## Promote ClickTech HUB when they want

Training, beginner guidance, challenges, courses and a starting point for using AI properly.



## Promote Omni AI when they want


AI tools, faster content creation, images, videos, scripts, research and business outputs.

This is for beginners


# You Do Not Need To Be An Influencer To Make This Work




You don't need thousands of followers, ad spend or a complicated funnel. One post, one certificate, one honest recommendation, that's enough to start.




**No huge audience**




**No ads needed**



**No complicated funnel**



**No expert needed**




**You can share what you learned**




People want to learn AI but don't know where to start. Your progress shows them it's possible.

**What you can share:**

- ✓ Your 30 Day AI Challenge certificate
- ✓ A lesson that helped you
- ✓ A simple AI tip you learned
- ✓ Your progress through the training
- ✓ Why guided learning helped you more



**You can show what you created**




Don't tell people AI is useful. Show them what you made in OmniAI & how useful it is.


**What you can show:**

- ✓ A post Omni AI helped you create
- ✓ An AI image
- ✓ A short video script
- ✓ A prompt and the output
- ✓ A before and after result


**The simplest way to start – Do not overthink the first post.**



**Share your ClickTech HUB certificate**



**Share your first Omni AI creation**



**Share what you learned and what you made**

Then add your personal link and clearly say you may earn a commission.




The real value

# What You Are Really Sharing



At first, it might feel like you are just sharing a link. But that is not really what is happening.

## You are sharing a starting point.

-  For someone who feels overwhelmed by AI, **ClickTech HUB** gives them a place to learn.
-  For someone who wants to create faster, **Omni AI** gives them a place to create.
-  For someone who has been putting AI off - your post might be what finally moves them.



That is why the best posts are **simple and honest**

- ✓ You do not need hype
- ✓ You do not need big claims
- ✓ You do not need to promise results

You just need to show the real reason you found it useful.

“ I have been learning how to use AI more practically inside **ClickTech HUB**.

“ I made this with **Omni AI** and was surprised how quickly it gave me a useful starting point.

“ I learned this inside **ClickTech HUB**, then used **Omni AI** to create the output.


## The simple formula



01

### What I tried.

Tell people what you used.



02

### What I learned

or created.  
Show the result.



03

### What It helped.


Explain the benefit in simple language.



04

### How they can try it.

Add your personal link.



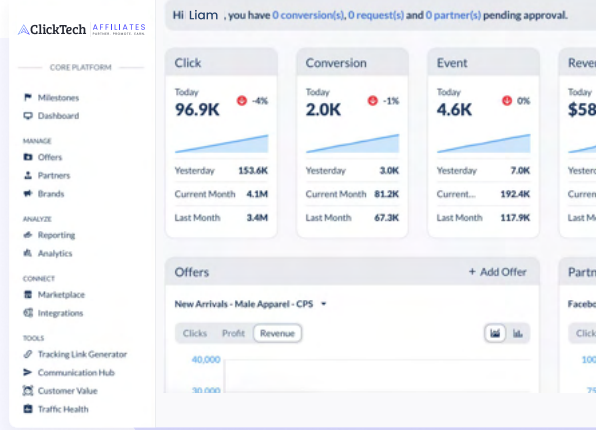
05

### Be transparent.

Clearly say you may earn a commission.

**No complicated selling.** No pressure. No hype. Just a useful recommendation with a clear next step.

# Step By Step: How To Get Your Link



This section shows you how to sign up, access your dashboard and copy the correct link. The screens in your account may look slightly different, but the process will be similar.



**ClickTech HUB pays \$30 and Omni AI pays \$60 for valid new customers.**

## 1 Open the signup page.

Go to the signup page or scan the QR code and complete the form.



### Visit the signup page

<https://clicktech.everflowclient.io/affiliate/signup>

## 2 Wait for approval.

The ClickTech team will review your application. You'll receive dashboard access once approved.

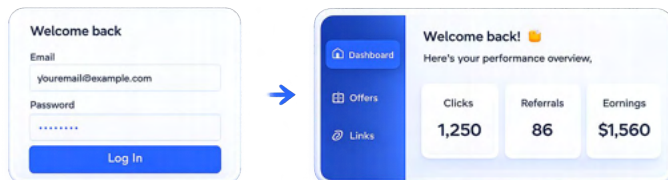


### Application approved!

You now have access to your dashboard.

## 3 Log in to your dashboard.

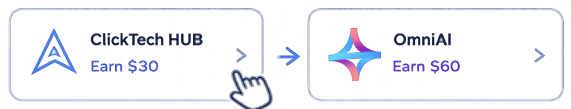
Log in to view your links, clicks, referrals and commissions.



## 4 Find the offer you want to promote.

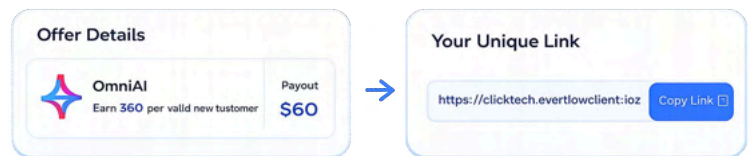
Choose ClickTech HUB for training and learning content. Choose Omni AI for creations and outputs.

### Your Offers



## 5 Open the offer.

Check the payout shown matches the product you are promoting. Click the offer to view your unique link and copy it.




## Need help?

If you are unsure which link to use, contact ClickTech support before sharing.



<https://clicktech.everflowclient.io/affiliate/signup>



SCAN TO JOIN

# Choose **The Right Link** Before You Share

Use the product link that matches what your post is mainly about. This keeps your tracking clear and helps your referrals land on the right page.

## ClickTech HUB Link



**Sharing what you learned.**

**Use this link when:**

- ✓ 30 Day AI Challenge certificate
- ✓ Training, lessons or progress
- ✓ Beginner friendly AI learning
- ✓ A practical AI tip from the HUB

**You earn**

**\$30**

## Omni AI Link



**Sharing what you created.**

**Use this link when:**

- ✓ AI images or content outputs
- ✓ Scripts, posts or prompts
- ✓ Before and after examples
- ✓ Research or business ideas

**You earn**

**\$60**



## Sharing both together?

Choose the link that matches the main focus of your post. If the post is mainly about learning, use your ClickTech HUB link. If the post is mainly about creating, use your Omni AI link.



## Link check before posting


- ✓ Am I using my own personal tracking link?
- ✓ Does the link open the correct page?
- ✓ Am I using the right product link?
- ✓ Have I clearly said I may earn a commission?

## Need help choosing?

Use ClickTech HUB for learning posts. Use Omni AI for creation posts.




<https://clicktech.everflowclient.io/affiliate/signup>



SCAN TO JOIN

# Copy These First 3 Posts



Here are three simple posts you can use to get started. For each one, follow the steps, personalise the wording, add your personal tracking link and share.

**Post 1 of 3: Share Your ClickTech HUB Certificate**

- 1 Complete the challenge**  
Complete the 30 Day AI Challenge inside ClickTech HUB.
- 2 Download your certificate**  
Download or screenshot your certificate.
- 3 Open your platform**  
Open Facebook, LinkedIn, Instagram or another platform.
- 4 Upload the image**  
Upload the certificate image.
- 5 Copy the text**  
Copy the example text and edit it in your own words if you want to.
- 6 Add your link**  
Paste in your ClickTech HUB tracking link.
- 7 Add disclosure**  
Clearly say that you may earn a commission.
- 8 Publish**  
Publish the post.




**You do not need to be an influencer. You do not need to be an expert. You do not need to be a professional affiliate.**

You are not selling. You are showing people what you learned and what you created.

## Quick tip

Add one short personal line to make the post feel more real.

<https://clicktech.everflowclient.io/affiliate/signup>



SCAN TO JOIN



# Share Your First Omni AI Creation

This is a great second post because it shows people what Omni AI can do. Create something simple, then share it with a short caption and your link.

**Post 2 of 3: Share something you've created in Omni AI**

- 1 Create something simple**  
Make a post, image, caption, prompt, research output or short script.
- 2 Save your result**  
Take a screenshot or save the image.
- 3 Open your platform**  
Use Facebook, LinkedIn, Instagram or another platform.
- 4 Upload the image**  
Upload the image you have created
- 5 Copy the text**  
Use the example caption and personalize it if you want to.
- 6 Add your link**  
Paste in your Omni AI tracking link.
- 7 Add disclosure**  
Clearly say that you may earn a commission.
- 8 Publish**  
Publish the post.



**You do not need to make it perfect.**  
The goal is to show a simple result people can understand quickly.

## Quick tip

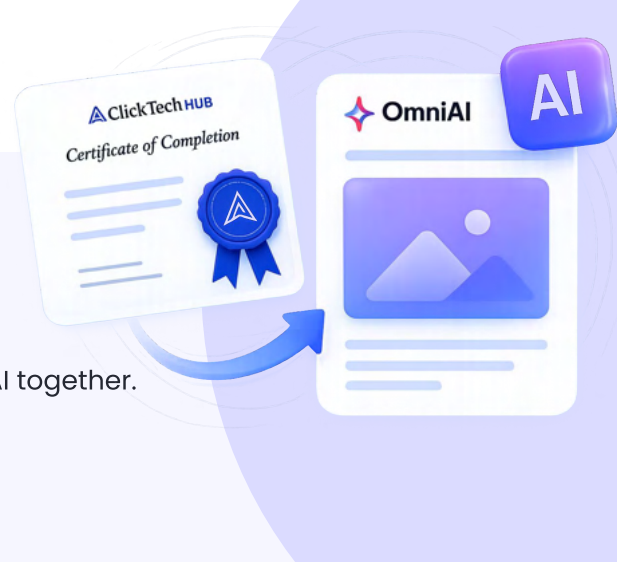
Start with a simple result people can understand in seconds.

<https://clicktech.everflowclient.io/affiliate/signup>

SCAN TO JOIN

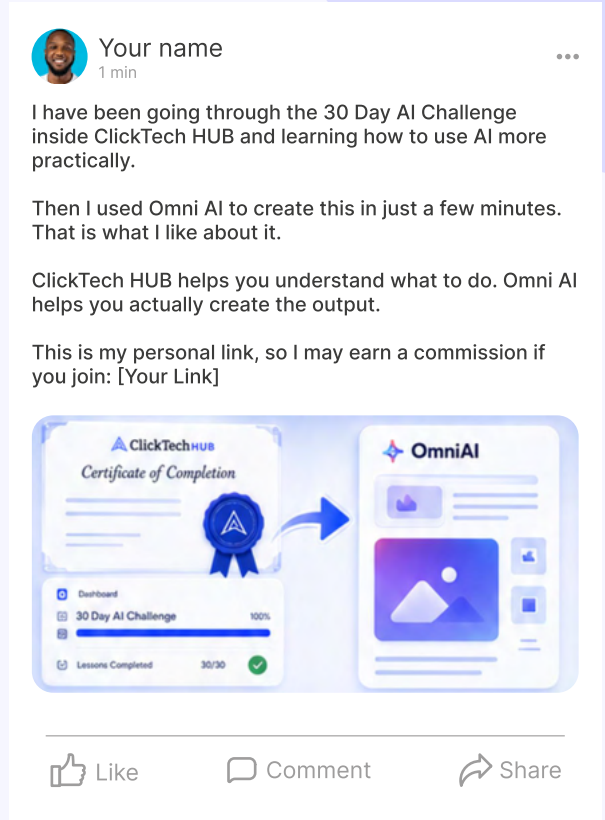
# Share What You Learned And What You Made

This is a strong post because it connects ClickTech HUB and Omni AI together. It shows people what you learned and what you created.



**Post 3 of 3:**

- 1** **Choose something you learned in ClickTech HUB**  
Use a lesson, challenge insight or useful idea.
- 2** **Create something with Omni AI**  
Turn the idea into a post, image, script or content plan.
- 3** **Save your result.**
- 4** **Open your platform and Upload your result**  
Use a screenshot, image, certificate or output.
- 5** **Copy the text**  
Use the example below and edit it in your own voice.
- 6** **Add the right link**  
Use your ClickTech HUB link if the post is about learning. Use your Omni AI link if the post is mainly about creating.
- 7** **Add disclosure and publish**  
Clearly say that you may earn a commission and the publish the post.




**Quick Tip**

Use this style of post when you want to show the full journey. Learn it. Create it. Share it.

## Show the full journey

ClickTech HUB helps people learn. Omni AI helps people create.

<https://clicktech.everflowclient.io/affiliate/signup>




SCAN TO JOIN



# Keep It Honest. Keep It Simple.


The best promotions are based on your real experience.  
Share what you learned, created & tell people how it helped.

- 1




**Share your real experience.**

Only talk about what you have actually used, created or completed.
- 2




**Clearly say you may earn a commission.**

Let people know you may earn a commission if they join through your link.
- 3




**Do not promise income or guaranteed results.**

Do not claim people are guaranteed to make money or make exaggerated claims.
- 4




**Do not spam comments, groups or messages.**

Share naturally and only where it makes sense.
- 5



**Check your AI content before sharing.**


AI can make mistakes, so review your content before posting.
- 6





**Label realistic AI content where required.**

Check platform rules if your AI content needs labelling.

## Disclosure examples

- 

This is my personal link, so I may earn a commission if you join.
- 

I may earn a commission if you sign up through my link.
- 

This is a referral link, so I may be rewarded if you join.




## Start simple

Share what you learned in ClickTech HUB. Share what you created with Omni AI. Add your personal tracking link. Earn **\$30** for valid ClickTech HUB customers and **\$60** for valid Omni AI customers.

## Join the Share And Earn Programme

Share what you learn. Show what you create. Earn up to \$60.

<https://clicktech.everflowclient.io/affiliate/signup>




SCAN TO JOIN



# Important Rules And Disclosures

To keep the programme fair, honest and compliant, please follow these rules every time you share ClickTech HUB or Omni AI.



## Always disclose your commission

When you share your personal tracking link, you must make it clear that you may earn a commission.


“ **Ad:** This is my personal link, so I may earn a commission if you join.


“ **Affiliate link:** I may earn a commission if you sign up through my link.


“ **Referral link:** I may be rewarded if you join through my link.


✓ **Best practice:** place the disclosure clearly in the post itself so people can see it easily.


## Important Don'ts


**1**  **Refer yourself** or create duplicate accounts


**2**  **Use fake details**, fake signups, bots or misleading activity


**3**  **Make income claims** or promise guaranteed results


**4**  **Spam comments**, groups, communities or inboxes


**5**  **Pretend to be ClickTech**, ClickTech HUB or Omni AI

**6**  **Use misleading links**, fake offers or false claims

**7**  **Run paid ads** without prior written approval from ClickTech

**8**  **Bid on ClickTech**, ClickTech HUB or Omni AI brand terms without approval

**9**  **Share unchecked AI content.** Review what you post first

**10**  **Hide the fact** that you may earn a commission



### What happens if rules are broken?

Breaching the programme rules may result in commissions being declined, your account being suspended, or removal from the Share And Earn Programme.



### Keep it honest. Keep it simple.

Share what you learn. Show what you create.

# Share And Earn FAQ

Here are the key things to know about promoting ClickTech HUB and Omni AI through the Share And Earn Programme.



## Important Don'ts

### 1 What counts as a valid new customer?

A valid new customer is a genuine new user who signs up through your personal tracking link and passes ClickTech's standard validity checks. Existing Customers, self-referrals, fake signups and duplicate accounts will not be approved.

### 2 How much can I earn?

You can earn \$30 CPA for every valid new ClickTech HUB customer and \$60 CPA for every valid new Omni AI customer.

### 3 Can I run paid ads?

Only with prior written approval from ClickTech. Unapproved paid traffic may result in commissions being declined or your account being suspended.

### 4 Can I promote both ClickTech HUB and Omni AI?

Yes. Both products are available to promote as soon as your Share And Earn account is approved. Use your ClickTech HUB link when sharing ClickTech HUB. Use your Omni AI link when sharing Omni AI.

### 5 Can I refer myself?

No. Self referrals are not allowed.

### 6 How long does my referral link track for?

Your referral cookie lasts for 30 days. If someone clicks your personal tracking link and signs up within 30 days, the referral may be attributed to you, as long as it is tracked correctly and passes the programme checks.

### 7 How do I check my referrals?

You can check clicks, referrals and commissions inside your Share And Earn dashboard.

### 8 When does CPA trigger?

CPA is triggered when someone signs up for the trial through your personal tracking link. All referrals are checked for validity before commission is approved for payment.

### 9 What should I do if something looks wrong? or how long does my referral link track for?

Contact ClickTech support with your name, account email, personal tracking link and details of the query.


### 10 When do I get paid?

Approved commissions are paid monthly. You must reach the \$100 minimum payout threshold before payment is made.

[Join The Share And Earn Programme](#)

Use the right link. Share real value.  
Earn when valid new customers join.

<https://clicktech.everflowclient.io/affiliate/signup>



SCAN TO JOIN